




**3 AXIS READ OUT, SEMI NORTON GEAR BOX. TURNING BAR WITH ADJUSTABLE CLUTCH.**



<b>Centers height</b>	160 mm
<b>Max swing over the bed</b>	320 mm
<b>Max swing over the cross slide</b>	198 mm
<b>Max swing over the gap</b>	470 mm
<b>Tool height</b>	20 mm
<b>Distance between centers</b>	1000 mm
<b>Spindle bore</b>	51 mm
<b>Spindle nose Camlock</b>	Camlock D1-5
<b>Spindle bore taper MT</b>	5
<b>Spindle speed</b>	(8) 70 - 2000 rpm
<b>Longitudinal feeds</b>	0.052 - 1.392 mm/rev
<b>Cross feeds</b>	0.009 - 0.253 mm/rev
<b>Metric threads</b>	0,4 - 7 mm
<b>Inch threads</b>	4 - 56 TPI
<b>Tailstock taper MT</b>	3
<b>Motor</b>	230 V 50 Hz 1,8 kW
<b>Dimensions</b>	1820 x 800 x 1320 h mm
<b>Net weight</b>	630 kg
<b>Packaging dimensions</b>	1930 x 760 x 1600 h mm
<b>Gross weight</b>	630,00 kg
<b>EAN Code</b>	8012667276331

**Included**

- 3+3 jaw self centering chuck Ø 200 mm
- 4 Reversible independent jaws chuck Ø 200 mm
- Reduction sleeve MT 6/4
- Face plate Ø 320 mm
- Follow rest
- Steady rest
- Dead center MT 3
- Dead center MT 4
- Live center MT 3
- Foot brake
- Thread dial
- Leadscrew hood
- Turret protection
- Chuck safeguard
- Full length splash guard
- TOAE quick change tool post
- Working lamp
- Cooling system
- Clutch on turning bar
- Quick locking tailstock carriage
- Wagon gears in oil bath